

Reimagining Energy

Marc England – Chief Executive

LPG Association

November 2018



Genesis in numbers



HUNTLY

948

Peak Capacity/MW



WAIKAREMOANA

138

Peak Capacity/MW



TONGARIRO

362

Peak Capacity/MW

KUPE
46%
share



HAU NUI

8

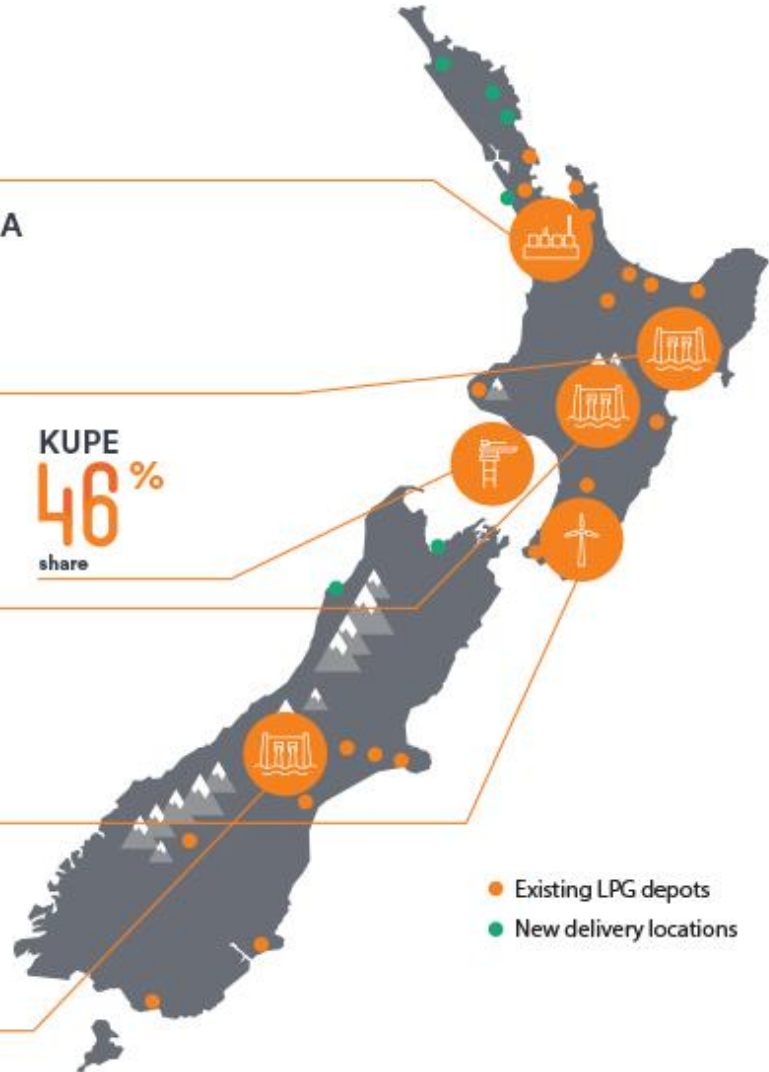
Peak Capacity/MW



TEKAPO A&B

185

Peak Capacity/MW



- Existing LPG depots
- New delivery locations

3

Fuels and national customer base

- Electricity, natural gas, LPG

2

Brands

- Genesis, Energy Online

5

Generation fuel options

- Hydro, gas, coal, diesel, wind

3

Uncorrelated hydro catchments

- Waikaremoana, Tongariro, Tekapo

20

Generator units (above 10 MW)

- Across 8 stations

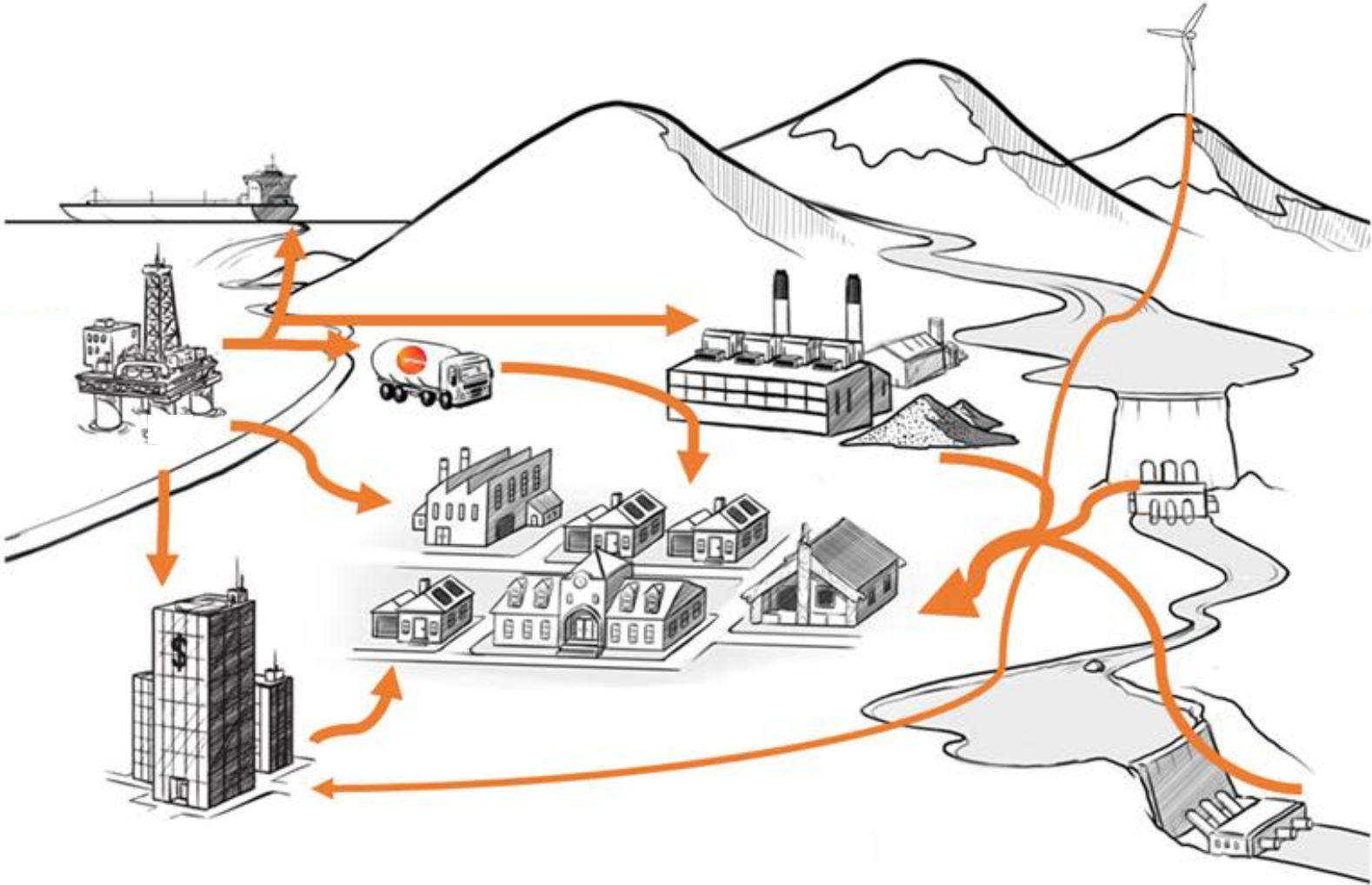
27

LPG depots and delivery agents

- Delivering from Northland to Southland

Integrated portfolio provides flexibility

— We have options to respond to a wide variety of market conditions



Our purpose is to reimagine energy to put control in our customers' hands



3
Fuels

The image shows two smartphones displaying the Genesis Energy Online mobile app. The top phone is a white iPhone showing a dashboard with a red header and white content. The bottom phone is a black Android phone showing a similar dashboard with a white header and blue content. The Genesis logo is in the top left, and the text 'ENERGY ONLINE' is in the top right. The dashboard includes sections for 'HOME COMPARISON', 'USAGE BREAKDOWN', 'FLY BUYS', and 'BILL SUMMARY'.

genesis

ENERGY ONLINE

Spark NZ 2:29 PM

Electricity Bill LPG More

50 PUKEORA AVENUE, REMUERA, AU... \$ kW

Electricity used As at 28 Oct 2018 372

Estimate 13 days to go 765

Average daily usage 24.8 kWh

3:52 Dashboard

HOME COMPARISON

In April 2018, your household consumption was 19% higher than homes similar to yours. ↑ 19%

USAGE BREAKDOWN

Lights & Appliances made up 58% of your total usage in April 2018


FLY BUYS

72 Fly Buys points Earned so far with Genesis

BILL SUMMARY

Current Charges

2
Brands



1
Platform





WITH YOU.
FOR YOU.